

DRYING



Single units - drying

LUXOR

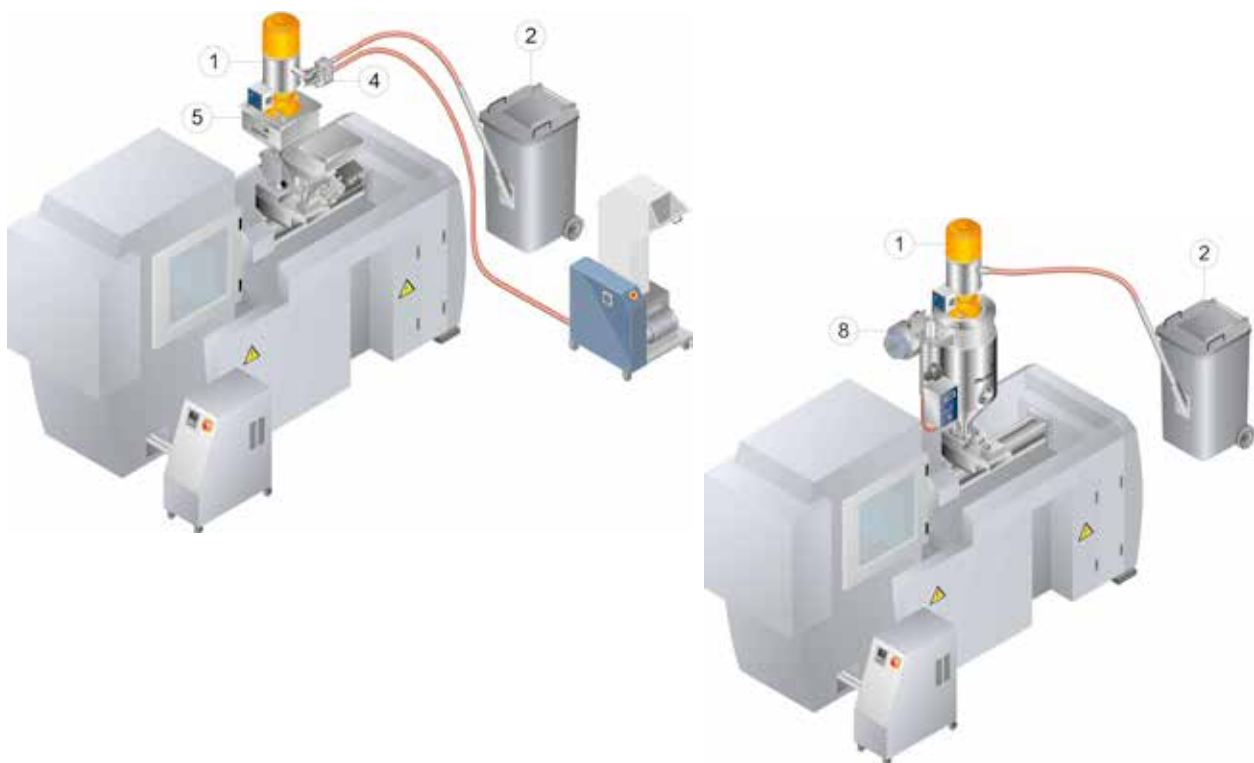
 think materials management



INCREASING PRODUCTIVITY WITH THE LEAST CAPITAL EXPENDITURE

motan's single units comprise a range of equipment for optimising and automating plastics processing machinery production. All units can be combined or expanded in order to satisfy increasing and changing requirements. They help the plastics processor to equip their individual machines or production cells. In the case of injection moulding, extrusion or blow moulding machines, cost savings can be easily achieved with minimum outlay.

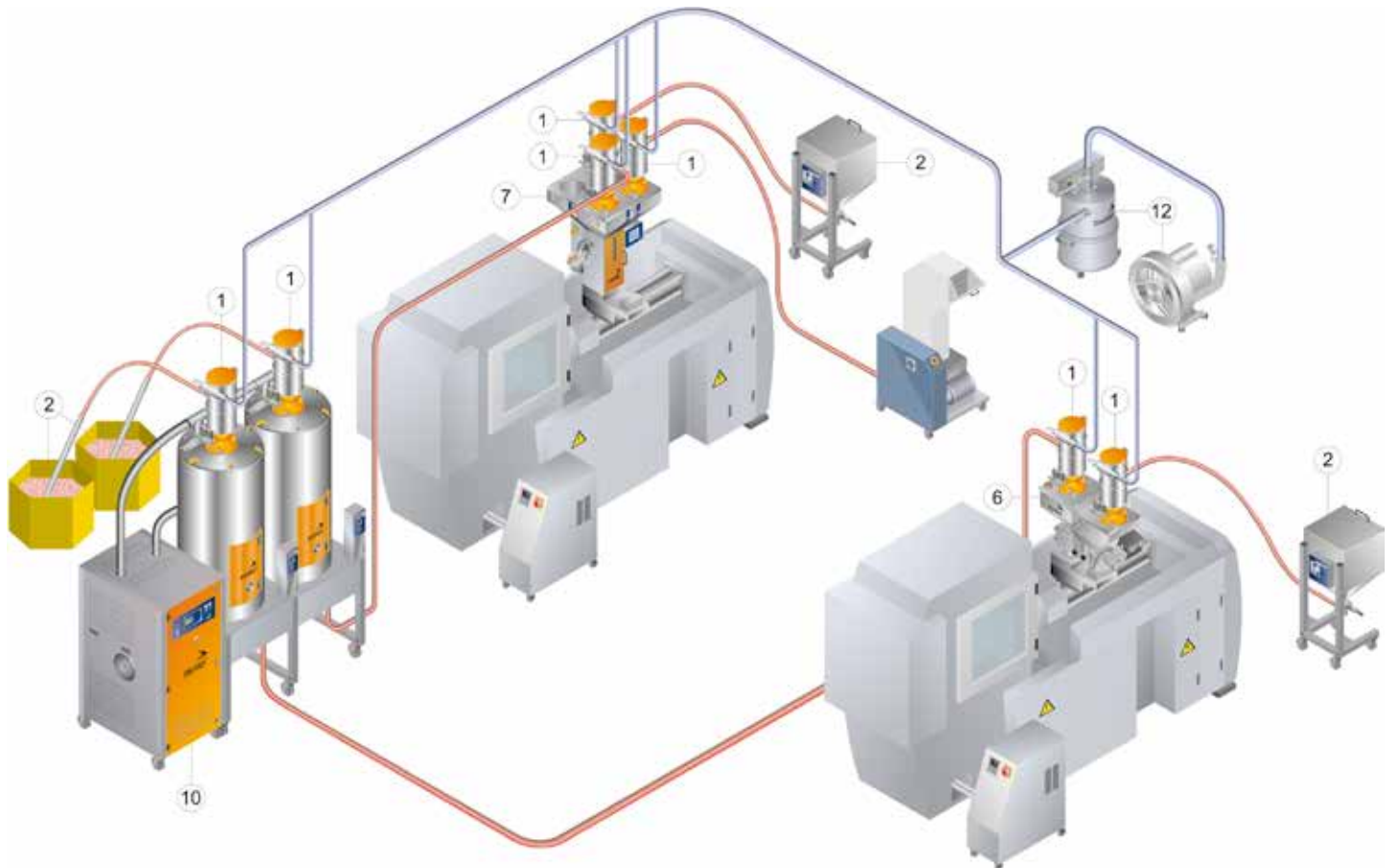
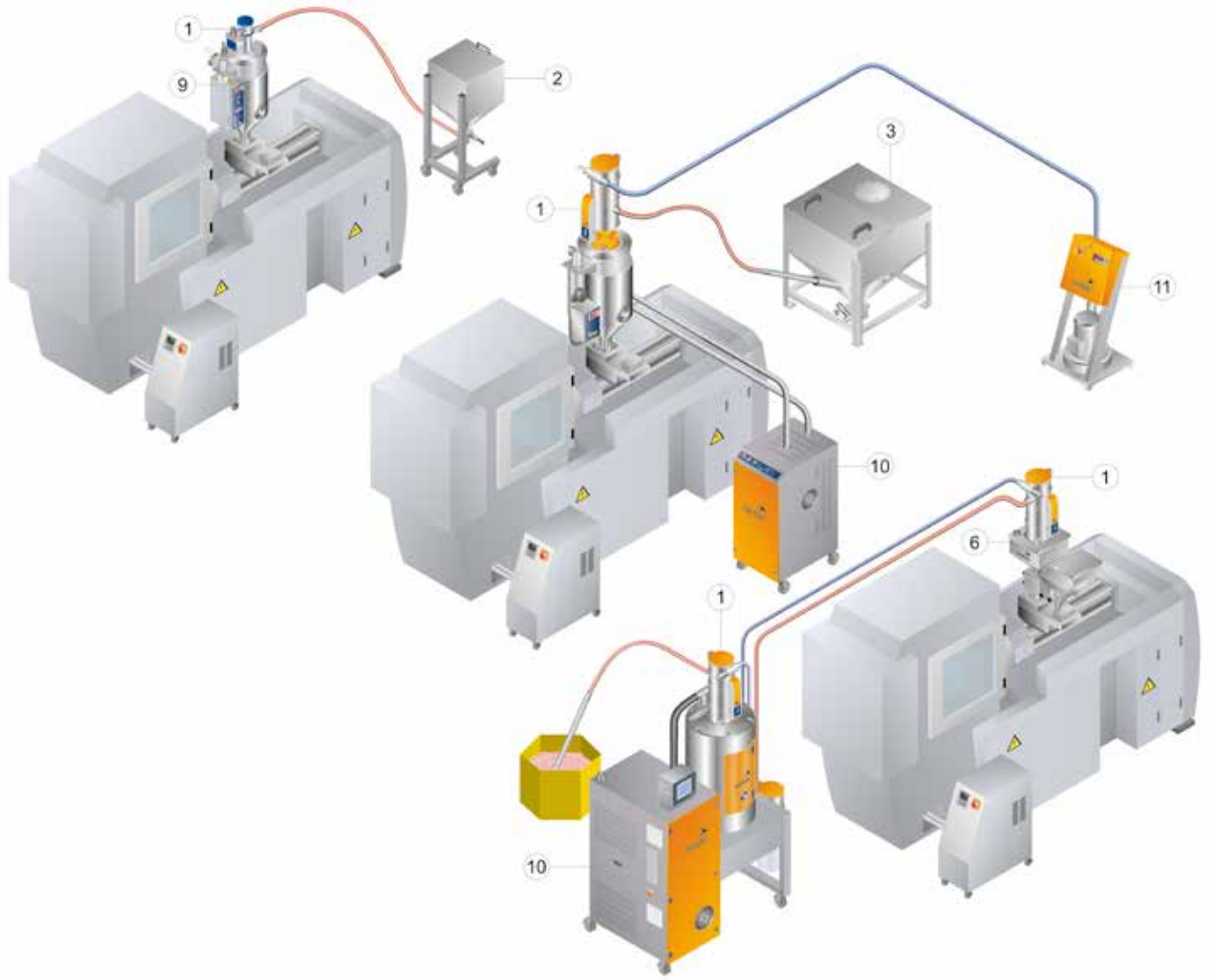
Individual applications and problems are rapidly solved and may be the first steps towards a later system solution. The single units correspond to motan's high quality standard in spite of lower prices and are available through motan's world-wide distribution and service network. All units may of course be integrated into system solutions.



EXAMPLES FOR STEP-BY-STEP AUTOMATION OF INJECTION MOULDING MACHINES

KEY FEATURES

- Material bins for clean and clearly arranged material storage
 - Dryers for energy-saving material drying to a defined residual moisture, or removing surface moisture and preheating of material
 - Conveying equipment for automatic material transport and supply to the machine
 - Dosing and mixing units for self-colouring or for the addition of additives and regrind
1. Hopper loader for automatic machine feeding
 2. Day bin
 3. Debagging station
 4. Mixing valve
 5. MINICOLOR V, volumetric additive dosing unit
 6. MINICOLOR G, gravimetric additive dosing unit
 7. GRAVICOLOR, gravimetric dosing and mixing unit
 8. LUXOR HD, hot air dryer
 9. LUXOR CA, compressed air dryer
 10. LUXOR, dry-air dryer
 11. Blower station
 12. Central blower station with filter



LUXOR HD HOT AIR DRYERS



Efficient, accurate material drying is a crucial element in the processing of high grade engineering plastics to ensure impeccable product quality. Cost effective, reliable and easy to use, LUXOR dryers are available ex stock with specifications to suit most applications. They can be quickly and easily installed on site, without specialist assistance. LUXOR units are designed and built to motan's high engineering and performance standards.

LUXOR HD

Optimal and constant production conditions are essential for high product quality and efficient production. motan's range of LUXOR HD hot air dryers offer the most effective way of conditioning slightly hygroscopic plastic granules for processing and removing surface moisture. With pre-heated material, the important production parameters are under control.

motan's fully-insulated LUXOR HD hot air dryers cover a performance range from 7 to 90 kg/h. The dryers can be mounted directly on the throat of the processing machine or on a support frame beside the machine.

All models have a microprocessor-controlled temperature regulator and are equipped with a safety thermostat to prevent overheating of materials.

The use of corrosion-resistant materials ensures a long lifetime and avoids contamination of the plastic granules.

Economy

Pre-heated material increases the efficiency of the processing machine, and thus productivity, while simultaneously decreasing energy costs. Fully insulated and equipped with a specially designed air diffuser, the LUXOR hot air dryers warm up the plastic granules efficiently and with low energy consumption.

Surface moisture is removed reliably. This minimises rejects and guarantees a constantly high product quality. At the same time, the LUXOR hot air dryer requires very little maintenance.

YOUR BENEFITS

- Fully-insulated drying bin
 - lowest energy consumption
- Constant material temperatures
 - increase the throughput at the processing machine
 - save energy during plasticising
- No damage caused by surface moisture

LUXOR CA

COMPRESSED AIR DRYERS

LUXOR CA 60



LUXOR CA 30
METRO VL



LUXOR CA 15



LUXOR CA 08



LUXOR CA

Efficient, accurate material drying is a crucial element in the processing of engineering plastics to ensure impeccable product quality.

motan's fully-insulated LUXOR CA compressed air dryers provide a cost-effective solution for highly efficient continuous drying of all types of plastic granulate with material throughputs up to 25 kg/h. Dryers can be mounted directly on the throat of the processing machine or on an adjacent support frame.

The LUXOR CA dryer takes factory supplied compressed air which is expanded to atmospheric pressure. This produces dry process air with a very low dew-point which is then heated to the required drying temperature. No desiccant is required.

All models are equipped with thermostat and low-air-flow safety switch to prevent overheating of material. The hinged lid on each drying bin provides easy access and has a flange for fitting a motan hopper loader for automatic material conveying.

YOUR BENEFITS

- Reliability and efficiency
 - correct air quantity setting and display of decompressed air
 - the air quantity is infinitely variable to suit the material type and throughput
- Fully-insulated cylindrical drying bin
 - low energy consumption and uniform drying
- Lightweight
 - for easy mounting on machine
- Operational safety
 - flow monitoring of the process air
 - separate safety thermostat
 - heater cool-down sequence when dryer is switched off
 - large alarm beacon
- Flexibility
 - drying temperatures up to 180°C
 - can dry all types of free-flowing plastic granulate
- Hinged lid with flange for hopper loader
 - for easy clean-up and material conveying
- Proven control
 - simple operation
 - accurate temperature control
- Options available:
 - accessories for improving the quality of the compressed air and lowering the dew point
 - Venturi loader METRO VL

LUXOR CA S

COMPRESSED AIR MICRO DRYERS

LUXOR CA S with control attached



LUXOR CA S with control detached from drying bin



LUXOR CA S

Injection moulders making very small parts are faced with the unique challenge of being able to convey and dry just the right amount of material for their process. Operating in extremely critical production conditions, these smaller throughputs can present considerable problems. It is important to scale the drying and conveying to that of the moulding machine.

The LUXOR CA S 0.75l to 5l range of compressed air micro dryers is specifically designed for small material throughputs. The range comprises of a modular set of correctly sized drying and conveying equipment helping moulders to meet the small tolerances without waste or contamination.

The same motan quality that the industry has come to expect applies to the LUXOR CA S drying system. All parts in contact with material are made of wear-resistant materials such as stainless steel and glass.

The LUXOR CA S drying system is designed to ensure optimal conditioning of the material to be processed.

- Constant and stable conditions in the entire drying hopper are an essential prerequisite. Therefore, the complete drying hopper right down to the material discharge is heat insulated and has a double glazed wall construction.
- The special air diffuser provides uniform distribution of the dry air ensuring that even material at the material bin outlet is kept at a constant temperature and dry.

Automatic filling of the drying bin

- The drying bin can be filled reliably and automatically with the METRO VL compressed air venturi loader. It is virtually maintenance free, silent and wear-free in operation.

Drying bin made completely of glass



Detail of dry air inlet and air diffuser



Drying hopper with METRO VL venturi loader option



Optimal process air – the right temperature and quality

- Due to the wide temperature range (up to 180°C) the LUXOR CA S drying system can be used for many different materials.

Designed for clean rooms

- The optional membrane dryer is emission-free.
- Whether the LCA S dryer is filled automatically or manually, the exhaust air is always filtered. A separate clean room filter is available as an option.

Simple handling and user friendly

- The drying bin can be cleaned quickly and easily.
- Grips facilitate handling.
- All elements are modular and interchangeable.

LUXOR

COMPACT DRY AIR DRYERS

MDE 40 with 1 x 60 l bin



LUXOR 80 with 3 x 60 l bins



LUXOR 50 with 1 x 100 l bin



LUXOR

Technical plastics are hygroscopic. They absorb humidity from ambient air which influences the melt in a negative way and massively affects product quality. Thanks to constant pre-drying to a defined residual moisture with a motan LUXOR dry air dryer, production risks may be eliminated and high quality assurance is achieved. No rejects due to humidity.

Reliability

Plastics processors in every corner of the world rely on motan's robust, efficient design to provide them with unrivaled reliability. The use of commercially available microprocessor controls and readily available system components, ensure that motan products are the most reliable.

LUXOR S 120 with 1 x 400 l bin



LUXOR S 160 with 3 x 150 l bin



Dry-air generator

All models have twin high capacity desiccant beds to ensure continuous drying. The desiccant cartridges are made of stainless steel. The models MDE 40 and LUXOR 50/80 are fitted with a single blower for production of dry air for both the process and regeneration circuits. The LUXOR S 120/160 models have separate process and regeneration blowers. All models dry in a closed loop mode. All dryers operate with an extremely low dew point. A dew-point indicator, aftercooler and high temperature version are standard options available across most of the range.

Efficiency and flexibility

motan's LUXOR dryers operate at maximum efficiency and with minimum operating maintenance. The opportunity to have multiple material bins connected to one dry-air generator provides our customers with maximum flexibility and no interruption to production. Drying can continue while material is changed in any one bin, minimising loss of valuable production time during material changes.

Control/operation

Simplest handling by modern microprocessor controls. Indicators on the operating panel show the status of the dryer. Each drying bin temperature can be individually set at the bin.

LUXOR DRYING BINS



Drying bins

Drying bins are fully insulated with individual heaters and temperature setting controls. The cylindrical shape ensures uniform drying. Bins are available in a range of volume sizes, from 15 to 600 litres. Larger bins have an inspection door for ease of access and all are fitted with a sight glass. Bins can be machine mounted up to 60 litres size, or floor mounted on mobile frames. A flange for mounting a motan hopper loader is provided on all bins.

Modularity

All units, dryers and bins are mounted on castors for ease of movement. The combination and quantity of bins installed to each dryer can be adapted at a later stage as operational requirements change. A small footprint means that LUXOR dryers and bins occupy minimal space on the factory floor.

Drying bin combinations

No. of max. connectable drying bins at following sizes:

Type	15 l*	30 l*	60 l*	100 l	150 l	250 l**	400 l**	600 l**
MDE 40	2	2	1					
LUXOR 50	3	3	2	1	1	–	–	–
LUXOR 80	–	–	3	2	2	1	–	–
LUXOR S 120	–	–	–	3	2	1	1	–
LUXOR S 160	–	–	–	–	3	2	1	1

* Also available as machine mountable-version
 ** Also available in high temperature version (180°C)
 Other combinations on request

YOUR BENEFITS

Cost savings through

- simultaneous drying of different materials
- low energy consumption
- long service intervals
- operation without compressed air
- low space requirement on factory floor
- easy mobility providing flexibility of use

- individual bin temperature control
- expandability of the units

Production reliability through

- microprocessor control* and individual bin heating with temperature control

- continuous drying with two high-efficiency desiccant beds
 - proven, modular design
 - easy to use
 - integrated weekly timer*
 - dryer design to IEC and VDE standards
- * Excluding MDE 40.

TECHNICAL DATA

Technical data LUXOR HD

Dry-air dryer Type LUXOR HD	LHD 30	LHD 60	LHD 150
Drying bin volume (l)	30	60	150
Air flow rate (m³/h)	25	50	100
Max. temperature (°C)	130	130	130
Heating (kW)	1.5	1.5	4.5
Blower (kW)	0.088	0.24	0.35
Connected load (kW)	2.0	2.0	5.0
Power supply (V/Hz)	1/N/PE 230/50		3/N/PE 400/50
Dimensions (mm)			
H	750	936	1190
B	525	600	627
Ø d	342	416	537
Weight approx. (kg)	24	30	56
Colour RAL (orange/grey)	2011/7040	2011/7040	2011/7040

Performance data

Material	Drying temp. (°C)	Drying time (h)	LHD 30 (kg/h)*	LHD 60 (kg/h)*	LHD 150 (kg/h)*
ABS	80	2 - 3	8	16	39
CA	75	2 - 3	8	16	39
PC	120	2 - 3	8	16	39
PE	90	1 - 2	19	38	75
PET-G	65	2 - 3	11	23	45
PI	130	3	7	13	33
PMMA	80	3	7	13	33
POM	110	2 - 5	8	16	39
PP	100	1 - 2	19	38	75
PS	80	1 - 2	23	45	91
PVC	70	1 - 2	13	26	65
SAN	80	2 - 3	8	16	39

* The throughputs in the table refer to the removal of surface moisture

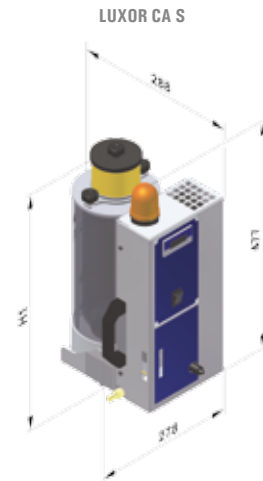


LUXOR

TECHNICAL DATA

Technical data LUXOR CA S

Compressed air micro dryer Type LUXOR CA S	LCA S 0.75	LCA S 1.5	LCA S 3	LCA S 5
Drying hopper volume (l)	0.75	1.50	3	5
Air flow rate (m³/h)	1.5 - 2	1.6 - 2.4	2.5 - 4	3 - 5
Compressed air oil and water-free (bar)	5 - 7	5 - 7	5 - 7	5 - 7
Temperature range (°C)	30-180	30-180	30-180	30-180
Power supply (V/Hz)	1/N/PE 230/50	1/N/PE 230/50	1/N/PE 230/50	1/N/PE 230/50
Connected load (W)	200	200	400	400
Control voltage (V AC)	24	24	24	24
Max. backup fuse (A)	16	16	16	16
Dimensions (mm)				
H1 overall height	374	524	524	674
Weight approx. (kg)	15.5	16.5	17	18.5
Colour RAL	7040	7040	7040	7040



Technical data LUXOR CA

Compressed air dryer Type LUXOR CA	LCA 8	LCA 15	LCA 30	LCA 60
Drying bin volume (l)	8	15	30	60
Air flow rate (m³/h)	3 - 8	4 - 12	6 - 15	10 - 25
Compressed air oil and water-free (bar)	5 - 7	5 - 7	5 - 7	5 - 7
Max. temperature (°C)	180	180	180	180
Power supply (V/Hz)	230/50	230/50	230/50	230/50
Dimensions (mm)				
H	607	615	750	937
B	392	405	470	544
Ø d	259	277	342	415
Weight approx. (kg)	18	20	25	35
Colour RAL (orange/grey)	2011/7040	2011/7040	2011/7040	2011/7040



Performance data

Material	Drying temperature (°C)	Residence time (h)	CA S 0.75	CA S 1.5	CA S 3	CA S 5	CA 8	CA 15	CA 30	CA 60	throughput (kg/h)										
											CA S 0.75	CA S 1.5	CA S 3	CA S 5	CA 8	CA 15	CA 30	CA 60			
ABS	80	2-3	0.20	0.40	0.80	1.40	2.0	4.0	8.0	15											
CA	75	2-3	0.22	0.44	0.88	1.50	1.5	3.0	6.0	11											
CAB	75	2-3	0.20	0.40	0.80	1.40	1.3	3.0	5.0	10											
CP	75	3	0.16	0.32	0.72	1.25	1.3	2.0	5.0	10											
EPDM	80	4	0.14	0.28	0.60	0.95	1.1	2.0	4.0	8											
PA 6/66	80	4-6	0.12	0.24	0.42	0.80	1.1	2.0	4.0	8											
PA 6.10/11/12	80	4-6	0.10	0.20	0.40	0.70	1.1	2.0	4.0	8											
PAEK	160	3	0.17	0.35	0.70	1.10	1.6	3.0	6.0	12											
PBT	110	3-4	0.21	0.42	0.84	1.40	2.1	4.0	8.0	15											
PC	120	2-3	0.24	0.48	0.95	1.60	2.1	4.0	8.0	15											
PE *	90	2-3	0.22	0.44	0.90	1.50	1.2	2.0	5.0	9											
PE black	90	3	0.15	0.30	0.60	1.00	1.1	2.0	4.0	8											
PEEK	150	3	0.20	0.40	0.80	1.35	2.1	4.0	8.0	15											
PEI	150	3-4	0.15	0.30	0.60	1.00	1.6	3.0	6.0	12											
PES	150	4	0.16	0.32	0.64	1.10	1.6	3.0	6.0	12											
PET (preforms)	175	4-6	0.11	0.22	0.44	0.80	1.1	2.0	4.0	8											
PET (inj. moulding)																					
PET-G	65	4-6	0.10	0.20	0.40	0.70	1.1	2.0	4.0	8											
PMMA	80	2-3	0.22	0.44	0.88	1.45	1.9	4.0	7.0	14											
POM	110	3	0.26	0.55	1.05	1.70	2.2	4.0	8.0	17											
PP*	100	3	0.18	0.36	0.72	1.15	1.6	3.0	6.0	12											
PPE	110	2-3	0.20	0.40	0.80	1.30	2.0	4.0	8.0	15											
PPS	140	3-4	0.18	0.36	0.72	1.20	1.9	3.0	7.0	14											
PS	80	2	0.24	0.48	0.96	1.60	2.4	5.0	9.0	18											
PSU	130	3-4	0.19	0.38	0.76	1.30	2.0	4.0	8.0	15											
PVC	70	1	0.32	0.64	1.28	2.15	2.4	5.0	9.0	18											
SAN	80	2-3	0.25	0.50	1.00	1.70	2.1	4.0	8.0	16											
SB	80	2	0.24	0.48	0.96	1.60	2.2	4.0	8.0	17											
TPU (PUR)	90	2-3	0.18	0.36	0.72	1.20	1.5	3.0	5.0	11											

* Only filled/reinforced materials are hygroscopic

LUXOR

TECHNICAL DATA

Technical data					
Dry air generator Type LUXOR ...	MDE 40	LUXOR 50	LUXOR 80	LUXOR S 120	LUXOR S 160
Dry air flow rate (m³/h)	40	50	80	120	160
Max. number of drying bins	2	3	3	3	3
Connected load (kW) *	1.3	1.9	2.4	4.3	5.4
Power supply (V/Hz)	1/N/PE 230/50	3/N/PE 400/230/50	3/N/PE 400/230/50	3/N/PE 400/230/50	3/N/PE 400/230/50
Weight approx. (kg)	60	95	105	190	206
Colour RAL (orange/grey)	2011/704	2011/7040	2011/7040	2011/7040	2011/7040


* Excluding drying bins and hopper loaders

Technical data								
Drying bins	15 l	30 l	60 l	100 l	150 l	250 l	400 l	600 l
Drying bin volume (l)	15	30	60	100	150	250	400	600
Temperature range (°C)	60 - 140					60 - 180*		
Connected load (kW) *	1.5	1.5	1.5	2.5	2.5	2.5	4	6
Power supply (V/Hz)	1/N/PE 230/50					3/N/PE 400/50		
Dimensions (mm)								
L (1 drying bin)	605	605	605	580	580	750	875	875
L (2 drying bins)	1160	1160	1160	1160	1160	1500	—	—
L (3 drying bins)	1700	1700	1700	1740	1740	—	—	—
H1	1175	1310	1500	1705	2040	2050	2450	2450
H2	1280	1415	1600	—	—	—	—	—
Max. depth	600	600	600	760	760	900	900	900
Weight approx. (kg)	16	19	25	75	87	110	165	190
Colour RAL (orange/grey)	2011/7040							

* An after-cooler is required for temperatures above 140°C

Performance data										
Material	Drying temp. (°C)	Residence time (h)	Performance range* Volume of drying bin							
			15 l (kg/h)	30 l (kg/h)	60 l (kg/h)	100 l (kg/h)	150 l (kg/h)	250 l (kg/h)	400 l** (kg/h)	600 l*** (kg/h)
ABS	80	2-3	4	8	15	25	38	63	101	123
CA	75	2-3	3	6	11	19	28	46	74	89
CAB	75	2-3	3	5	10	17	25	42	67	80
CP	75	4	2	5	10	16	24	40	64	76
EPDM	80	4	2	4	8	13	20	33	53	64
PA 6/66	75	4-6	2	4	8	14	20	34	54	84
PA 6.10.11.12	80	4-6	2	4	8	13	20	33	52	73
PAEK	160	3-4	3	6	12	20	29	49	78	114
PBT	110	3-4	4	8	15	26	39	64	103	123
PC	120	2-3	4	8	15	26	39	64	103	123
PE	90	2-3	2	5	9	15	23	38	61	73
PE black	90	3	2	4	8	14	21	35	56	67
PEEK	150	3	4	8	15	26	39	64	103	123
PEI	150	3-4	3	6	12	20	29	49	79	123
PES	150	4	3	6	12	21	31	51	82	114
PET (preforms)	175	4-6	2	4	8	13	20	33	53	64
PET (inj. mould.)	120	4	3	5	8	15	23	38	60	95
PET-G	65	4-6	2	4	8	13	20	33	53	64
PMMA	80	2-3	4	7	14	24	36	60	95	114
POM	110	2-3	4	8	17	28	42	69	111	133
PP	100	2-3	3	6	12	20	29	49	78	94
PPE	110	2-3	4	8	15	26	38	64	102	123
PPS	140	3-4	4	7	14	23	35	58	93	123
PS	80	2	5	9	18	30	46	76	121	146
PSU	130	3-4	4	8	15	25	38	63	100	133
PVC	70	1-2	5	9	18	30	46	76	121	146
SAN	80	2-3	4	8	16	26	39	65	104	133
SB	80	2	4	8	17	28	42	69	111	133
TPU (PUR)	90	2-3	3	6	11	19	28	46	74	89

* Varies with bulk density, residence time and initial moisture content.
 ** Material throughput per hour is lower when connected to a LUXOR S 120.
 *** Material throughput per hour is limited by the dry air flow rate of the LUXOR S 160.
 Subject to technical changes.



Over 130 agencies world-wide.

www.motan-colortronic.com

Brazil, São Paulo
Tel: +55 19 3414-2870
info@motan-colortronic.com.br

China, Changchun
Tel: +86 431-8956 7886
sales@motan-colortronic.com.cn

Germany, Friedrichsdorf
Tel: +49 6175 792-167
info@motan-colortronic.de

Italy, Milan
Tel: +39 02 9216 3362
info@motan-colortronic.it

Taiwan, Taoyuan
Tel: +886 3 3129195
sales@motan-colortronic.com.cn

China, Guangzhou
Tel: +86 20 2886-6688-8081
sales@motan-colortronic.com.cn

France, Evry
Tel: +33 1 608 690-18
info@motan-colortronic.fr

Germany, Isny
Tel: +49 7562 76-0
info@motan-colortronic.de

Singapore
Tel: +65 6873-7666
info@motan-colortronic.com.sg

Thailand, Bangkok
Tel: +66 2 717-1088
info@motan.co.th

China, Taicang
Tel: +86 512 5357-7066
sales@motan-colortronic.com.cn

Germany, Bünde
Tel: +49 5223 68544-0
info@motan-colortronic.de

India, Chennai
Tel: +91 44 2247-2423
info@motan-colortronic.co.in

Switzerland, Oftringen
Tel: +41 62 889 29-29
info@motan-colortronic.ch

USA, Plainwell
Tel: +1 269 685-1050
motanusa@motan-inc.com

