

OK Pipe System
OK/OKR/OKD

The OK pipe system is ideal for pneumatic and mechanical conveying and for ventilating applications in both farming and industry.

The simple and flexible pipe systems may be adjusted to suit any specific purpose, resulting in shorter conveying distances and therefore the most efficient and economical solutions.

Robust construction

Tight joints

The sturdily constructed OK pipe system is made from galvanized sheet steel. The rolled pipe ends serve as reinforcements, maintaining the circular shape and ensuring tight joints.

Three pipe diameters

The OK pipe system is available in three different diameters: OK 100 (100 mm), OK 160 (160 mm) and OK 200 (200 mm). The dimensions refer to the outside pipe diameters.

Selection of wall thicknesses

Choice of wall thickness depends largely on the wear to which the pipe system will be exposed. The wide range of pipes is therefore available in different thicknesses - OK standard, OKR reinforced and OKD extra reinforced (for gravity flow).



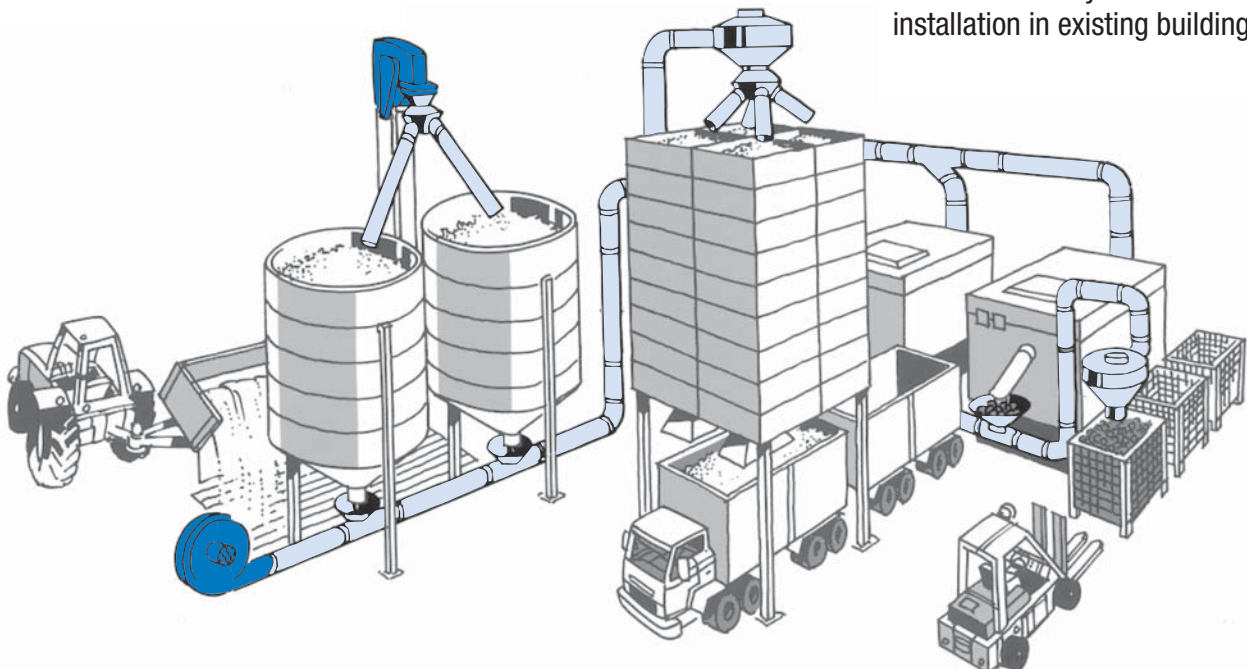
Full utilization of the air stream

The advanced production machinery ensures a continuous smooth inner surface of the pipeline, thus giving gentle and efficient conveying - even in downpipes - as well as maximum utilization of the air stream.

Modular pipe system

Designed in modular form the OK pipe system comprises pipes, bends, branches, diverters, cyclones, outlets, etc.

The components are assembled quickly and easily using the unique OK quick-release couplings. The wide choice of OK pipes and accessories ensures flexibility and ease of installation in existing buildings.





Pneumatic conveying

OK - OKR

Exhaustion/Ventilation

OK

Downpipe system

OKD



Expertise and know-how

The company has supplied pneumatic pipe systems for over forty years. Such experience, of course, adds greatly to knowledge and expertise in this field.

Do not hesitate to consult us for an economical solution that will not only meet the demands of today but will also be easy to alter to those of tomorrow.

Being one of the leading pipe system suppliers in Europe is both an obligation and a privilege.

Temporary and permanent installations

Two types of OK couplings are available for temporary and permanent systems, respectively.

If the pipe system is to be dismantled or altered frequently, it is advantageous to select the OK quick-release couplings for assembly and removal without the use of tools. The relatively low weight of the OK pipes facilitates assembly.

For permanent systems OK bolt couplings are preferable.

Saving floor space by wall or ceiling mounting

OK pipe supports permit wall and ceiling mounting, thus keeping clear valuable floor space in production premises or storage plants.

Economical in operation

The OK couplings make maintenance and alterations easy tasks. Worn-out parts are replaced and new components added when required. The OK pipe system is so complete that the requirement for special parts will be unlikely.

Modern technology

Competitive prices

The modern manufacturing technology together with the carefully devised modular design and the extensive use of standardized components ensures an efficient system at competitive prices. Enquiries for quotations, without obligation, are always welcome.

Easy ordering

Prompt delivery

The following pages give detailed technical information and order numbers of the individual items. To expedite delivery always quote these numbers, as all components are stock items.

OK 100

Pneumatic conveying Exhaustion Ventilation

Outer diameter: 100 mm.

Clamps



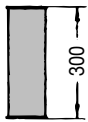
Clamp with bolt, galv.
122 040 190



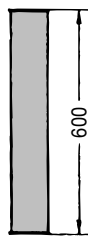
Quick release clamp, galv.
122 040 165

Pipes

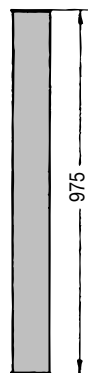
Thickness of sheet: 0,75 mm.



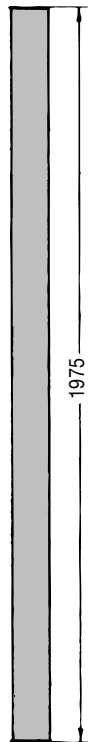
0,3 m pipe, galv.
122 040 119



0,6 m pipe, galv.
122 040 118



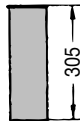
1 m pipe, galv.
122 040 117



2 m pipe, galv.
122 040 116

Telescopic pipe

Thickness of sheet: 0,75 mm



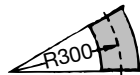
0,3 m telescopic pipe, galv.
122 040 172



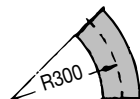
Rubber ring
122 040 018

Bends

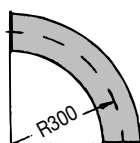
Thickness of sheet: ins./outs.: 1,0/1,0 mm.



30° bend, grey.
122 040 124

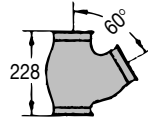


45° bend, grey.
122 040 122



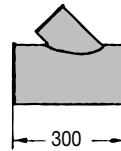
90° bend, grey.
122 040 120

Diverter



60° 2-way diverter, grey.
122 040 132

Branch pipe

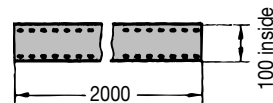


45° branch pipe, grey.
OK 160/100/160
131 025 052

Pipe support



Pipe support, galv.
122 040 174



Pipe support extension, galv.
Length 2 m - may be shortened
at will.
131 025 094

Shutter



Shutter, grey. Shutter seal
131 025 048 131 025 050

Transition



Transition OK 100/160, grey.
122 000 308

Adaptor



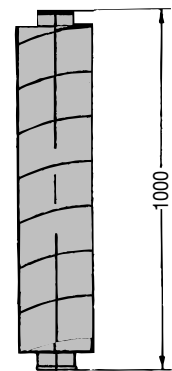
OK 100 adaptor, galv.
122 040 131

Rubber seal



Rubber seal
(for sealing of OK 100 joint).
122 040 041

Silencer



Silencer, galv.
125 500 551

OK 160

Pneumatic conveying Exhaustion Ventilation

Outer diameter: 160 mm.

Clamps



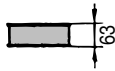
Quick release clamp, galv.
122 000 800



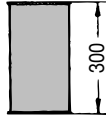
Clamp with bolt, galv.
122 000 193

Pipes

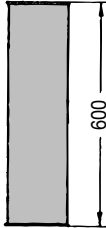
Thickness of sheet: 0,9 mm.



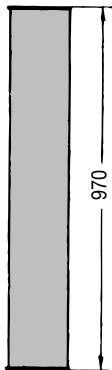
0,06 m pipe, grey.
122 010 011



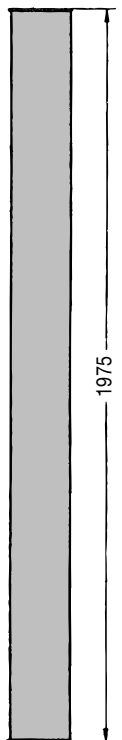
0,3 m pipe, galv.
122 010 010



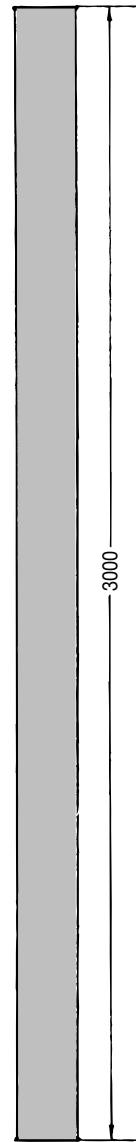
0,6 m pipe, galv.
122 010 008



1 m pipe, galv.
122 010 007



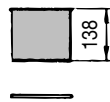
2 m pipe, galv.
122 010 006



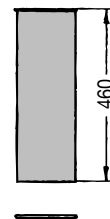
3 m pipe, galv.
122 010 076

Telescopic pipes

Thickness of sheet: 0,9 mm.



0,1 m telescopic pipe, galv.
122 000 681



0,5 m telescopic pipe, galv.
122 000 680



O-ring
122 000 132

Bends

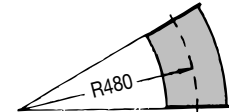
Thickness of sheet: ins./outs.: 1,0/1,5 mm.



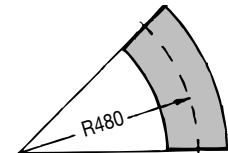
5° bend, grey.
122 020 140



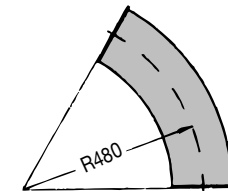
15° bend, grey.
122 020 118



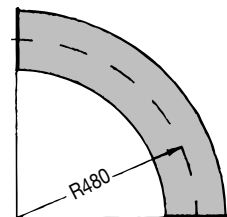
30° bend, grey.
122 020 113



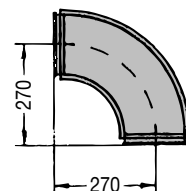
45° bend, grey.
122 020 108



60° bend, grey.
122 020 103



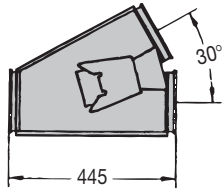
90° bend, grey.
122 020 096



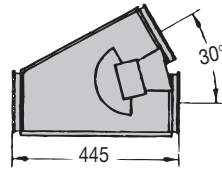
90° bend, grey.
R = 240 (for ventilation only).
Thickness of sheet: 1 mm
122 020 094

OK 160

Diverters



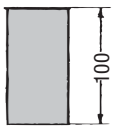
30° 2-way diverter, grey.
122 000 690



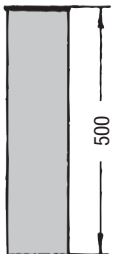
30° 2-way diverter, grey.
Pneumatic operated, w/o cylinder.
122 000 697

Telescopic pipe

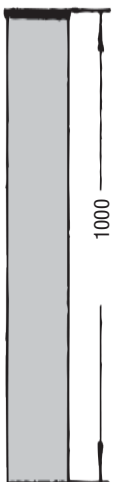
Thickness of the steel 0.75mm



OK160 0.1 m Telescope
122 000 681

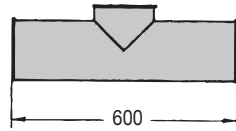


0.5 m Telescope
122 000 680

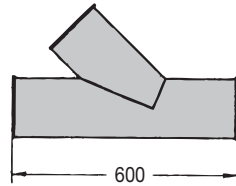


1 m Telescope
122 000 630

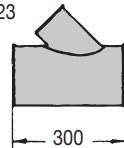
Branch pipes



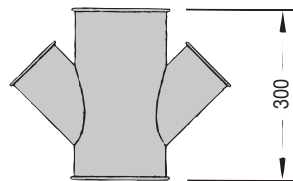
90° branch pipe, grey.
OK 160/160/160
122 000 461



45° branch pipe, grey.
OK 160/160/160
122 000 323

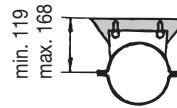


45° branch pipe, grey.
OK 160/100/160.
131 025 052

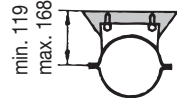


45° OK160 Branch pipe w/2 x OK100
branches, grey.
122 000 805

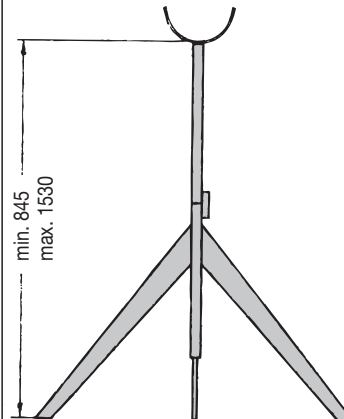
Pipe supports



Pipe support, w/ext
621 220 476



Pipe support, galv.
122 000 360



Pipe support, grey.
122 000 705

Shutter

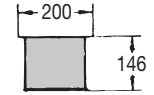


Shutter, grey
(for air regulator).
122 000 853

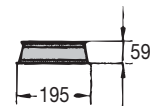
Transitions



Transition OK 100/160, grey.
122 000 308

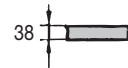


OK 160 adaptor with square flange,
122 000 003



195/OK 160 TRL intake adaptor
121 000 549

Welding adaptors



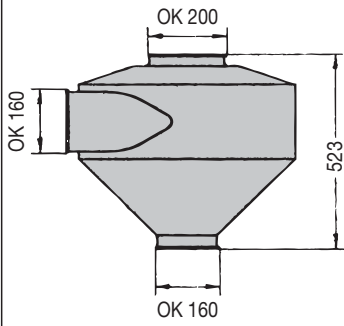
OK 160 welding adaptor, unpainted.
1 mm sheet.
122 000 592



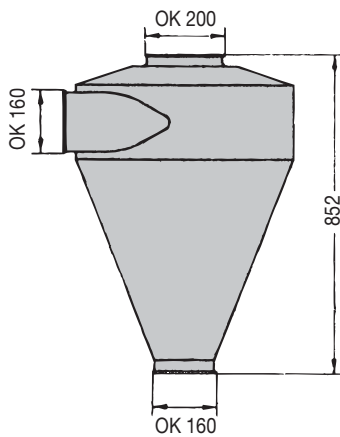
OK 160 welding adaptor, unpainted.
2 mm sheet.
122 020 054

OK 160

Cyclones

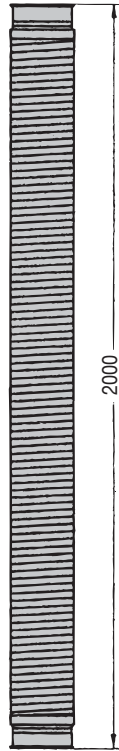


UC cyclone, galv.
(exhaust cyclone).
122 000 698



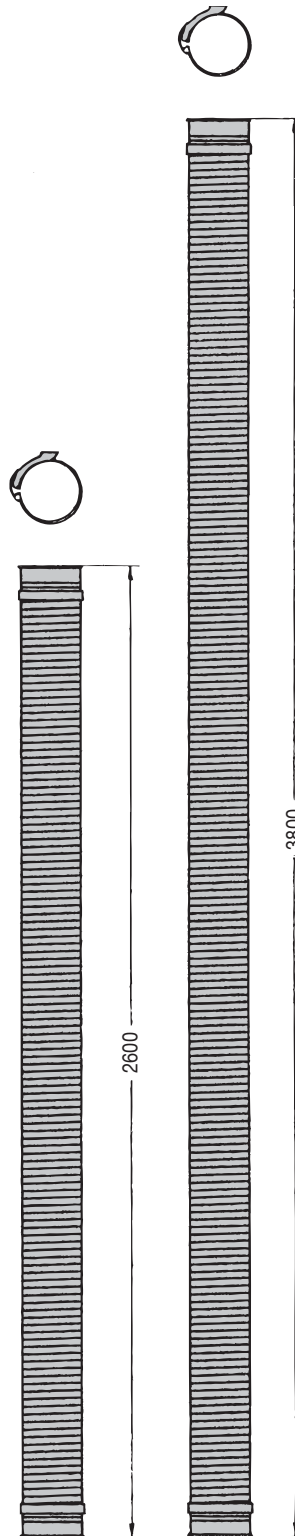
RC cyclone, galv.
(dust cyclone).
131 000 047

Steel flex. hose



Steel flex. hose
121 000 639

Flexible polyurethane hoses



Flexible polyurethane hose
(with quick release clamp).
121 000 645

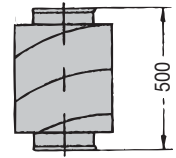
Flexible polyurethane hose
(with quick release clamp).
121 000 650

Rubber socket

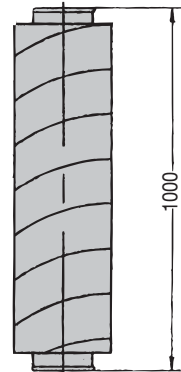


Rubber socket
(for sealing of OK 160 joint).
122 001 001

Silencer



Silencer, galv.
125 500 544



Silencer, galv.
125 500 522

OKR 160

Pneumatic conveying Strengthened pipe system

Outer diameter: 160 mm.

Clamps



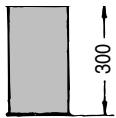
Quick release clamp, galv.
122 000 800



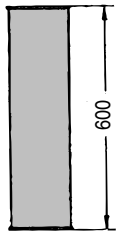
Clamp with bolt, galv.
122 000 193

Pipes

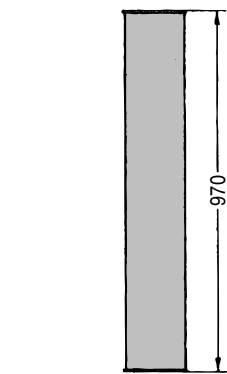
Thickness of sheet: 1,25 mm.



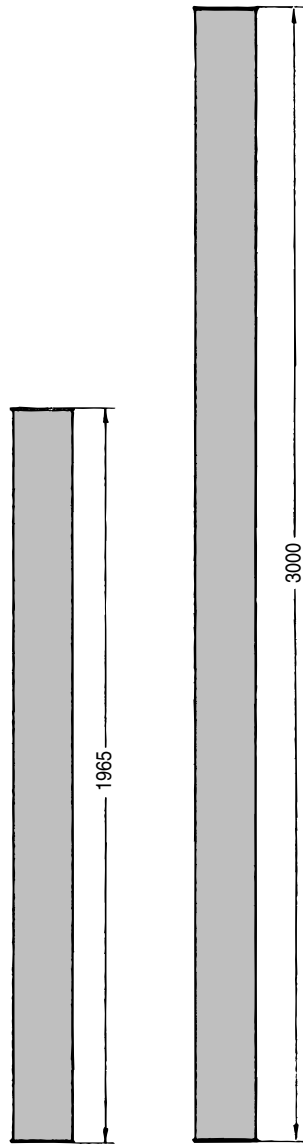
0,3 m pipe, galv.
122 010 043



0,6 m pipe, galv.
122 010 042



1 m pipe, galv.
122 010 041



2 m pipe galv.
122 010 040

3 m pipe, galv.
122 010 079

Telescopic pipe

Thickness of sheet: 1,25 mm



0,5 m telescopic pipe, galv.
122 000 694

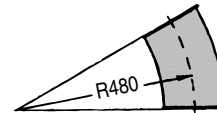
O-ring
122 000 132

Bends

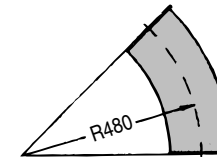
Thickness of sheet: ins./outs.: 1,0/2,5 mm.



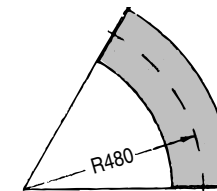
15° bend, galv.
122 020 137



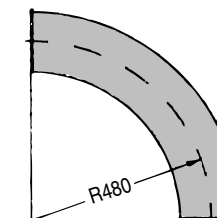
30° bend, galv.
122 020 134



45° bend, galv.
122 020 131

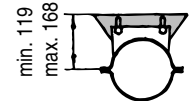


60° bend, galv.
122 020 128

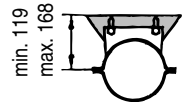


90° bend, galv.
122 020 124

Pipe supports

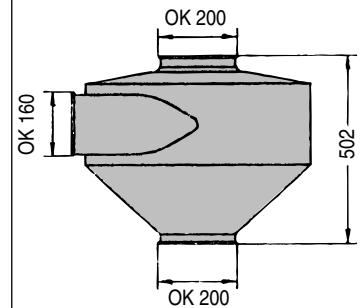


Pipe support, grey w/ext
621 220 476

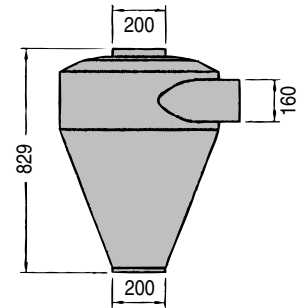


Pipe support, galv.
122 000 360

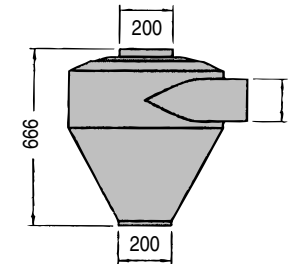
Cyclones



UC cyclone, grey.
(exhaust cyclone with OK 160 quick release clamp).
122 000 687



IC cyclone 20°, grey.
(w/interchangeable filter).
131 025 101



IC Cyclone 30°, grey
(w/interchangeable filter).
121 000 719

OKD 160

Downpipe system

Outer diameter: 160 mm.

Clamps



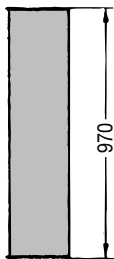
Quick release clamp, galv.
122 000 800



Clamp with bolt, galv.
122 000 193

Pipe

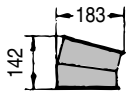
Thickness of sheet: 2 mm.



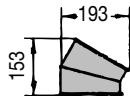
1 m pipe, galv.
22 010 044

Bends

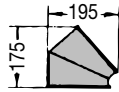
Thickness of sheet: ins./outs.: 1,5 mm.



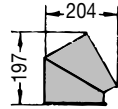
15° bend, grey.
22 022 012



30° bend, grey.
22 022 013

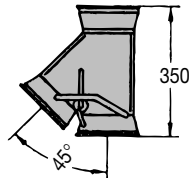


45° bend, grey.
122 022 008

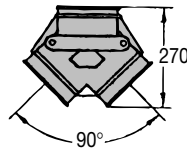


60° bend, grey.
122 022 014

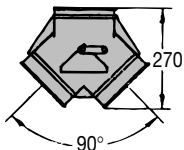
Diverter



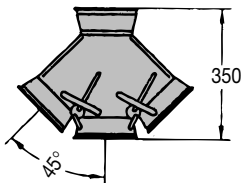
45° 2-way diverter, grey.
122 000 692



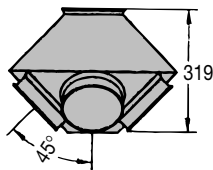
90° 2-way diverter, grey.
124 000 014



90° 2-way diverter, grey.
Pneumatic operated, incl. cylinder.
124 000 084

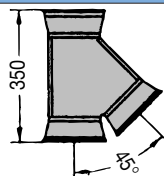


45° 3-way diverter, grey.
122 000 693



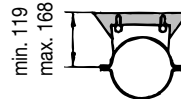
45° 4-way diverter, grey.
122 000 683

Overflow

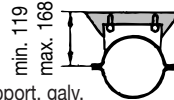


Overflow, grey.
122 000 496

Pipe supports



Pipe support, grey w/ext
621 220 476



Pipe support, galv.
122 000 360

Shutter



Shutter, grey.
122 000 685

Shutter seal
131 025 028



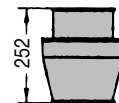
Shutter, grey.
Pneumatic operated,
incl. cylinder.
122 000 686

Transition



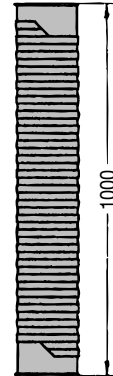
Transition OKD 160/200, grey
121 000 367

Swivel spout



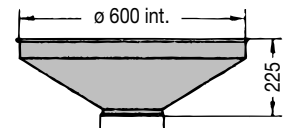
Swivel spout, grey.
124 000 083

Steel flex. hose



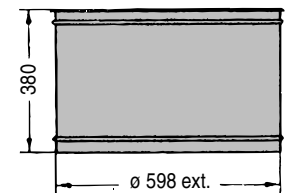
1 m flex. steel hose.
122 000 197

Hoppers



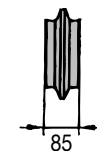
Hopper (w/o intake guard), grey.
122 000 855

Extension hopper



Extension hopper, grey.
122 000 875

Rubber adaptor



Rubber adaptor
122 000 026

OK 200

Pneumatic conveying Exhaustion Ventilation

Outer diameter: 200 mm.

Clamps



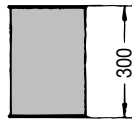
Quick release clamp, galv.
122 050 150



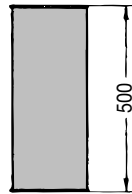
Clamp with bolt, grey.
122 050 110

Pipes

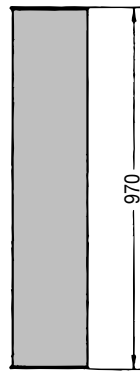
Thickness of sheet: 0,9 mm.



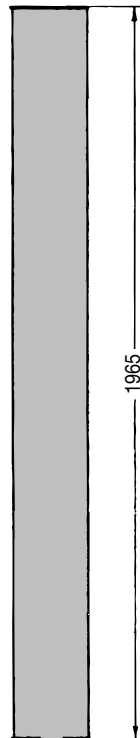
0,3 m pipe, galv.
122 050 086



0,5 m pipe, galv.
122 050 085



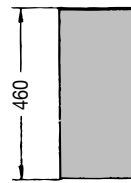
1 m pipe galv.
122 050 084



2 m pipe, galv.
122 050 083

Telescopic pipe

Thickness of sheet: 0,9 mm.



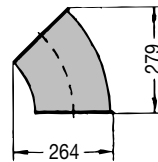
0,5 m telescopic pipe, galv.
122 050 106



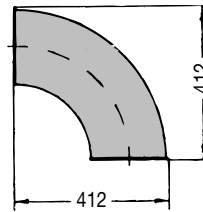
O-ring
122 000 850

Bends

Thickness of sheet: 0,9 mm.

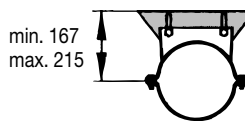


45° bend, galv.
R = 300
122 050 115



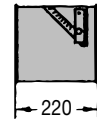
90° bend, galv.
R = 300
122 050 116

Pipe support



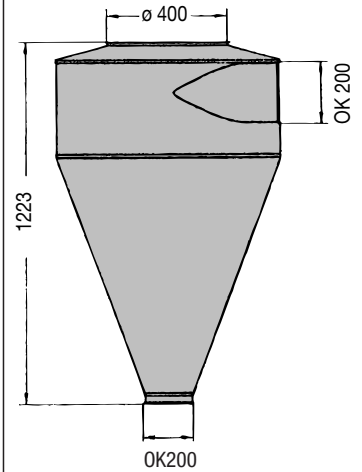
Pipe support, galv.
122 050 134

Shutter



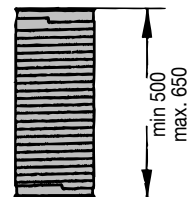
Shutter, grey
(for air regulator),
122 050 117

Cyclone



RC cyclone, grey.
(dust cyclone).
131 021 100

Steel Flex hose



0,5 m flex steel hose.
122 050 156

OKD 200

Downpipe system

Outer diameter: 200 mm.

Clamps

Quick release clamp, grey.
122 050 101



Quick release clamp, galv.
122 050 150



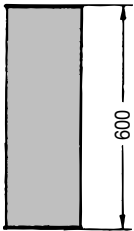
Clamp with bolt, grey.
122 050 110

Pipes

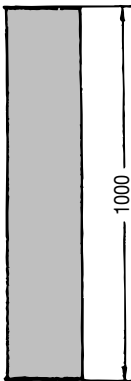
Thickness of sheet: 2 mm.



0,15 m pipe, grey.
122 000 455



0,6 m pipe, grey.
122 050 043



1 m pipe, grey.
122 050 044

Telescopic pipe

Thickness of sheet: 2 mm.



0,5 m telescopic pipe, grey.
122 050 132

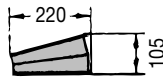
O-ring
122 000 850

Bends

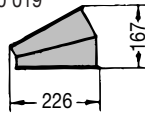
Thickness of sheet: ins./outs.: 2 mm.



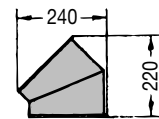
5° bend, grey.
122 050 016



15° bend, grey.
122 050 019

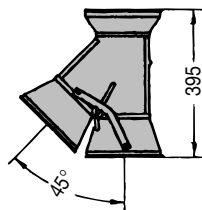


30° bend, grey.
1,5 mm sheet.
122 050 087

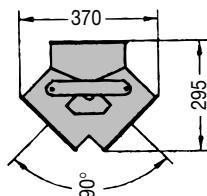


45° bend, grey.
122 050 017

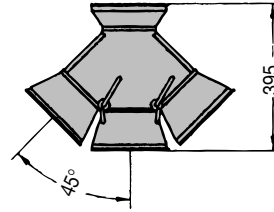
Diverters



45° 2-way diverter, grey.
122 050 130

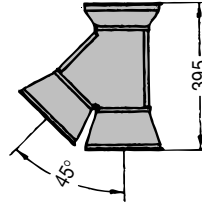


90° 2-way diverter, grey.
122 050 006



45° 3-way diverter, grey.
122 050 131

Overflow



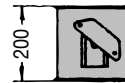
Overflow, grey.
122 050 035

Shutter



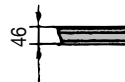
Shutter, grey.
121 106 096

Shutter



Shutter, grey.
(for discharge, may be operated from a distance).
124 052 045

Transitions

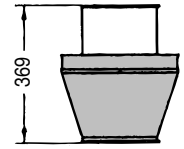


Transition \varnothing 180/OKD 200, grey.
121 000 629



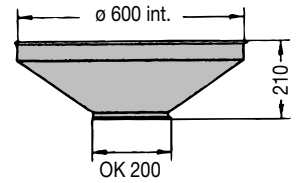
Transition OKD 200/250, grey.
122 050 075

Swivel spout

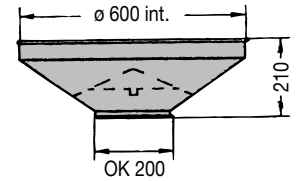


Swivel spout, grey.
122 050 133

Hoppers

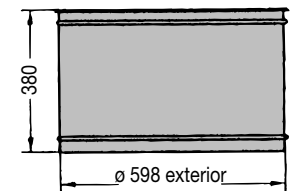


Hopper (with intake guard), blue.
121 106 113



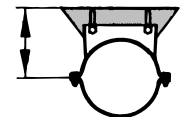
Hopper (with intake guard)
121 106 131

Extension hopper



Extension hopper, grey.
122 000 875

Pipe support



Pipe support, galv.
122 050 134



Kongskilde Industries Inc.
19500 N 1425 East Road
Hudson, Illinois 61748
Tel. +1 309 820 1090
Fax. + 1 309 820 1364
E-mail: mail@kus.kongskilde.com
www.kongskilde.com

Subject to modification

Revised January, 2014